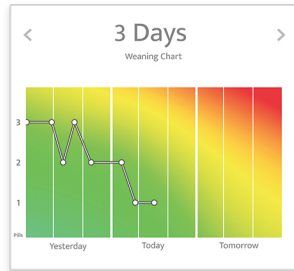


How It Works

Everyday you will be asked to rate how your pain is being managed overall. You will also be asked to rate your current pain level every time you request medication. This data will help us understand how we are doing with your wean prediction.

The Wean Chart

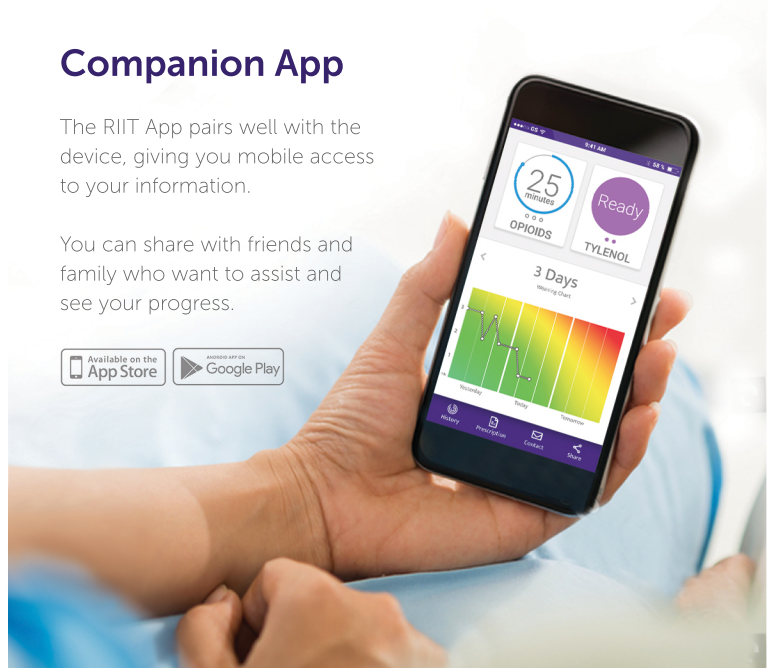
The wean chart will help you stay on track and monitor your recovery progress. Each dot represents a dose. Everytime you take a dose, a new dot appears. If you stay within the green, you are on track to weaning successfully.



Companion App

The RIIT App pairs well with the device, giving you mobile access to your information.

You can share with friends and family who want to assist and see your progress.



Frequently Asked Questions

Will I ever be locked out from medication?

No, you will never be locked out from your medication, no matter how you respond to the pain questions.

What do the dots under the medication buttons mean?

The dots represent the max number of pills you can have for the prescription. When they are filled in, it means enough time has passed and a pill is ready for consumption.

RIIT PCA Box

This in-home oral Patient-Controlled Analgesia (PCA) box offers guidance to manage pain effectively during postoperative recovery.

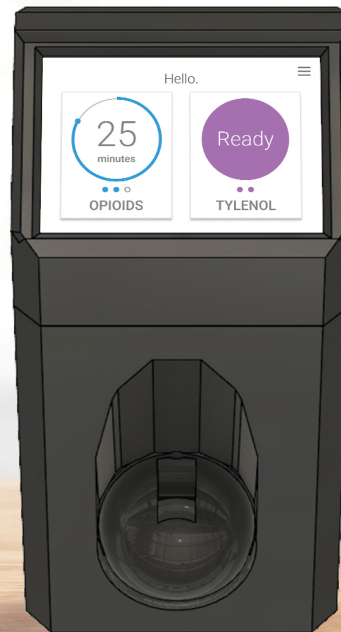
Need help?
Call 888-PCA-HELP

Pill Dots

Each dot represents a pill. When filled, a pill is available.

Pill Cup

Pills will drop into the cup once requested on the screen.



Touch Screen

Once the device is plugged in. Touch the screen to begin.

Ready Timer

When all dots are filled in, the button will say "Ready."

Power Cord

Plug the power cord into a working outlet first.

Getting Started

- 1 Plug in the device
- 2 Touch screen to turn on
- 3 Select medication
- 4 Follow prompts